


Activities and Event Suggestions for



Bonjour Bookseller,

Every fancy girl knows that nothing is better than throwing a fabulous party. And the best reason to throw a party is to celebrate the release of **Fancy Nancy and the Posh Puppy**, starring everybody's favorite fancy girl, moi!

Invite all the girls and parents you know to come to your store for a day of accessorizing with their most glamorous finery to celebrate their inner **Fancy Nancy**! To help you throw the ultimate fancy event, we present to you this **Fancy Nancy Event Kit**, full of in-store event ideas, reproducible activities, and giveaways for all your fabulous guests. Using these suggestions is sure to help make your party the soiree of the season!

Merci,

Nancy and the
HarperCollins Children's Books
Marketing Department



Illustrations © Robin Preiss Glasser

Event Suggestions

Fancy parties are always well planned!

A posh party takes some serious planning. Here are some ideas and suggestions to make your gathering the best in town!

- **Decorations are a must!** A party space can never be too fancy! Decorate your store with streamers, balloons, and anything pink and sparkly.
- **Get to know your new friends!** By the end of your event everyone is sure to have made a new fancy friend or two. To help them get to know one another's other's names, make sure everyone who comes is given a name tag. The name tags are also a great way to personalize a new copy of **Fancy Nancy and the Posh Puppy**. Use the sheet provided in this booklet and make copies on Avery 5163 (3" x 3 3/4") labels.
- **Make an entrance!** To begin your event, introduce yourself, greet all your guests, and have them greet one another. What is the fanciest way to greet your new friends? Curtsies, of course! Have all the girls show off their most elegant curtsies, and then have everyone settle in their seats.
- **A dramatic reading!** What would a **Fancy Nancy** event be without a reading of Nancy's new book—**Fancy Nancy and the Posh Puppy**? As you read the book, encourage your guests to become involved in the story. Have them repeat back the fancy, French vocabulary and enact the emotions and actions in the story. Drama is very fancy!
- **Keep your guests entertained!** At a posh party there is never a dull moment. Be prepared to keep your guests entertained by having plenty of copies of the reproducible activities in this booklet. Also, be sure to have a supply of crayons or markers on hand, so everyone can share in the fun.

Enjoy the event and celebrate the **Fancy Nancy** in you!

Reproducible Invitations

Fancy Nancy would never attend a party without a proper invite! That would be very un-fancy. Distribute these invitations to all the little Fancy Nancys you know to spread the word about your fabulous party!

Fill in the details, photocopy them, cut along the dotted lines, and put them into customer bags. Or hand them out in your store. Everyone will be so excited to attend your event!

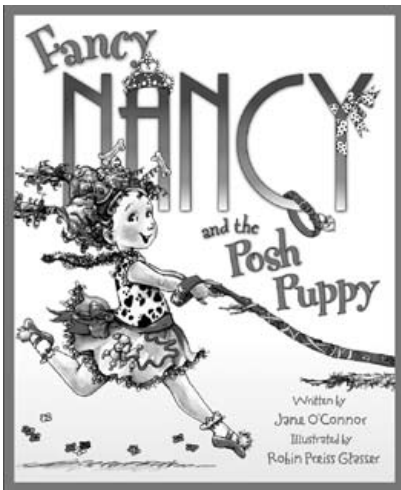
You're invited to the fanciest event of the year!

Place: _____

Date: _____

Time: _____

Please come célébrer (that is a fancy way of saying celebrate) **Fancy Nancy and the Posh Puppy**, the new picture book from **New York Times** bestselling author and illustrator Jane O'Connor and Robin Preiss Glasser!



Be sure to wear something fancy!

www.harpercollinschildrens.com

 HarperCollinsChildrensBooks

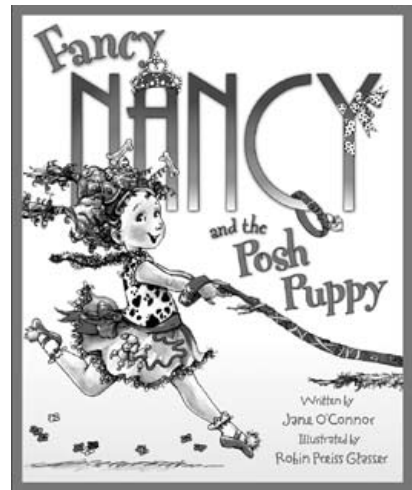
You're invited to the fanciest event of the year!

Place: _____

Date: _____

Time: _____

Please come célébrer (that is a fancy way of saying celebrate) **Fancy Nancy and the Posh Puppy**, the new picture book from **New York Times** bestselling author and illustrator Jane O'Connor and Robin Preiss Glasser!



Be sure to wear something fancy!

www.harpercollinschildrens.com

 HarperCollinsChildrensBooks

Permission to reproduce and distribute this page has been granted by the copyright holder, HarperCollins Publishers. All rights reserved.

Permission to reproduce and distribute this page has been granted by the copyright holder, HarperCollins Publishers. All rights reserved.



BONJOUR!

My name is:

Illustrations © Robin Preiss Glasser



BONJOUR!

My name is:

Illustrations © Robin Preiss Glasser

BONJOUR!

My name is:



Illustrations © Robin Preiss Glasser

BONJOUR!

My name is:



Illustrations © Robin Preiss Glasser



BONJOUR!

My name is:

Illustrations © Robin Preiss Glasser



BONJOUR!

My name is:

Illustrations © Robin Preiss Glasser

BONJOUR!

My name is:



Illustrations © Robin Preiss Glasser

BONJOUR!

My name is:



Illustrations © Robin Preiss Glasser



BONJOUR!

My name is:

Illustrations © Robin Preiss Glasser





BONJOUR!

My name is:

Illustrations © Robin Preiss Glasser

Activité 1


Fancy things aren't always what they seem! Something is wrong with this picture.
Circle the five things that are missing in the picture on the right.



Reproducible Activité

Activité 2

Taking good care of your puppy is a very fancy thing to do.
Match the activities with the pictures of Nancy and Jewel.


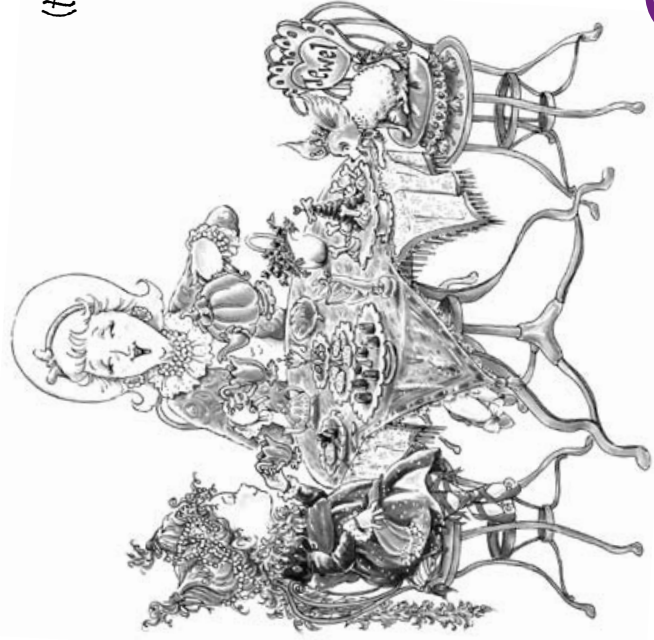


Strolling
(that's a fancy word for walking)

Enjoying a posh tea

Salon pampering

Dressing up



Activité 3

Everything is fancier in color! Color in Nancy's world!
Can you make the background fancy too?


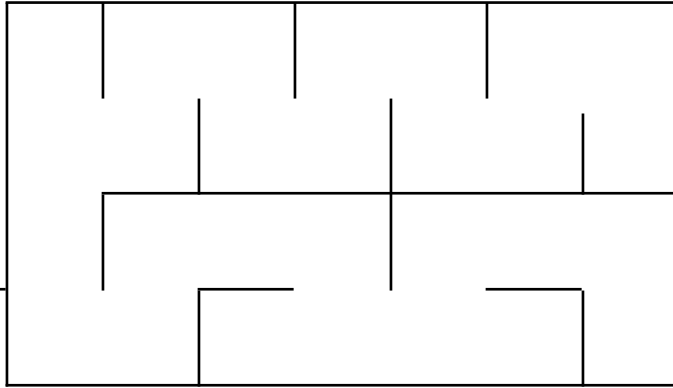


Reproducible Activité

Activité 4

Nancy is looking for the perfect puppy.
Take her on a journey to find him!

START



YOU DID IT!

Reproducible Activité

Activité 5

Connect the dots to find a fabulous picture of Nancy



Illustration © Robin Preiss Glasser

Permission to reproduce and distribute this page has been granted by the copyright holder, HarperCollins Publishers. All rights reserved.

Reproducible Activité

Activité 6

In *Fancy Nancy and the Posh Puppy*,

Nancy finds the perfect pet.

Draw a picture of the pet you dream about. What is your pet's name?

What is its favorite food? What is your pet's favorite toy?




Permission to reproduce and distribute this page has been granted by the copyright holder, HarperCollins Publishers. All rights reserved.

Reproducible Activité

Activité 7

Create your own bauble! (That's a fancy word for accessory.)

1) Decorate to your liking. 2) Ask an adult to please cut out the shapes below. 3) Then use some glue or tape to attach the ends.



Now you have a beautiful bracelet! Use more than one to create a longer piece for a fabulous necklace or dog leash!

Reproducible Activité